

DESERT BAG


A good finished size is 27" x 39".

You will need a piece of fabric 36" x 48" and a length of thick (3/4") cord, 4 m long.

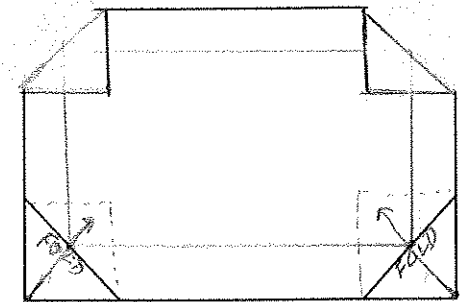
Use strong, closely woven fabric in a desert colour (upholstery fabric, canvas, denim, etc.) so that the sand cannot filter through.

Instructions:

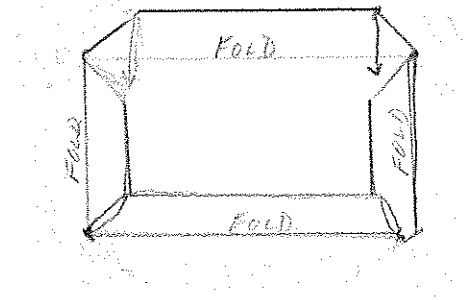
Fold and press a 2" hem all the way around – long sides first, then short sides.



To begin creating the openings for the cord: fold on an imaginary line drawn across the corners where the hem of the long and short sides intersect.



To complete the double hem: fold all sides in 2". Notice that the triangles have created the finished opening where the cord will be.



Sew the hem edges. This becomes the bottom side of the desert bag.

Pull cord through the hem, tying the ends together. To gather the bag, pull the excess cord through at each corner.

